

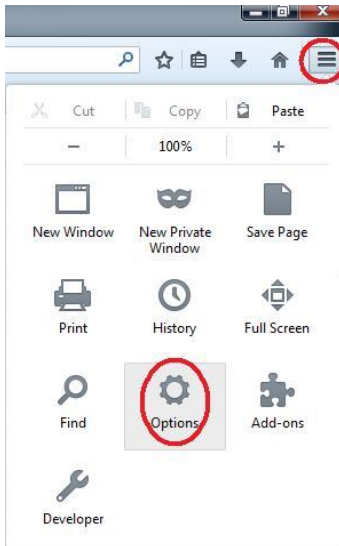


Delete History Instructions

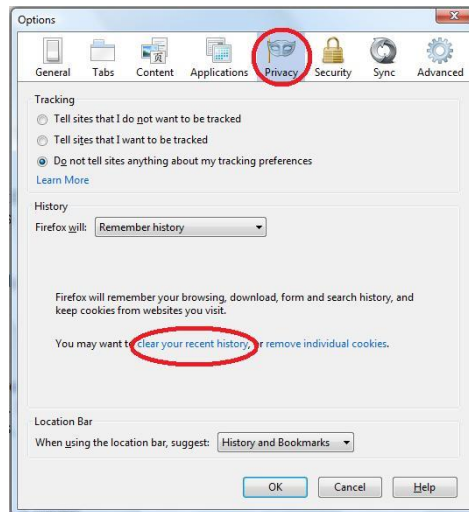
There are four sets of step-by-step instructions below. The first set is for Firefox, followed by Internet Explorer, Google Chrome, and Safari. Scroll down to find the browser that you're using.



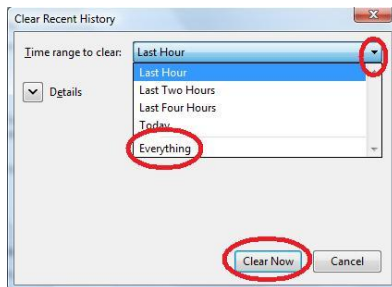
FIREFOX



- 1) Click on the **three stacked lines** that appear at the top right
- 2) Click on the **Options cog** that opens next



- 3) Click on **Privacy**
- 4) Click on **Clear Your Recent History**



- 5) Click on the **down arrow** the right of Last Hour
- 6) Click on **Everything**
- 7) Click on **Clear Now**

Nothing will appear to confirm that your history is cleared. The **Clear History** window will simply close when the task is accomplished. At that point you can close the **Options** window.

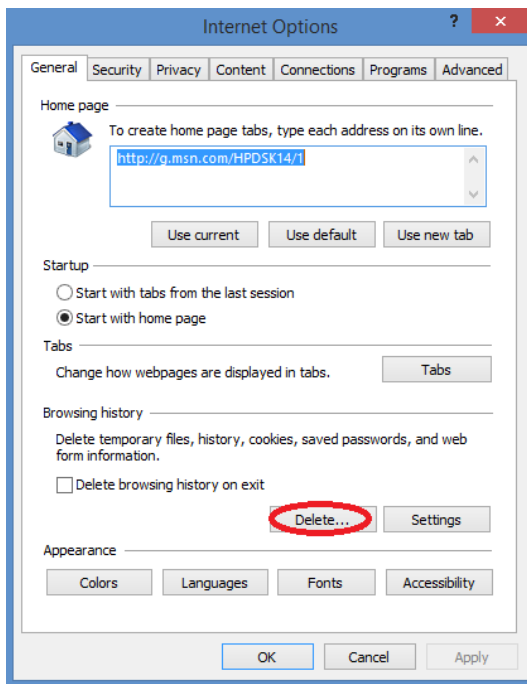
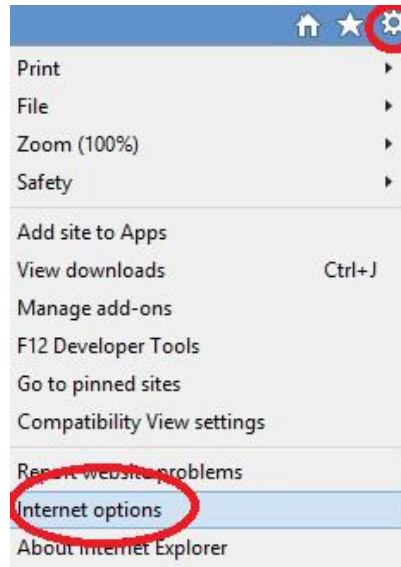
“IS THIS THING ON?”



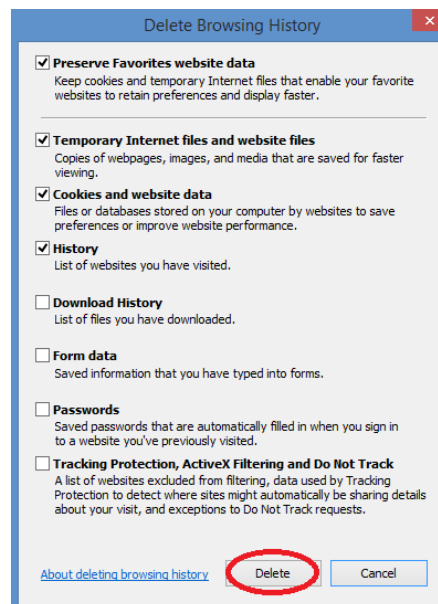
AskAbbyStokes.com

INTERNET EXPLORER

- 1) Click on **Settings Cog** at the top right
- 2) Click on the **Internet Options** that opens next



- 3) Click on **Delete**



- 4) Look at the list and decide what else you might want to delete. Click on **Delete**

A spinning circle will appear. When that circle disappears, you can then close the **Delete Browsing History** window.

“IS THIS THING ON?”

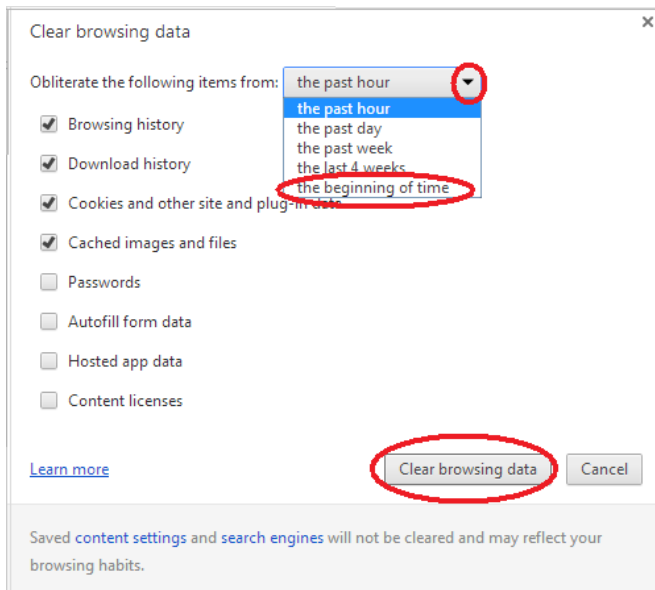
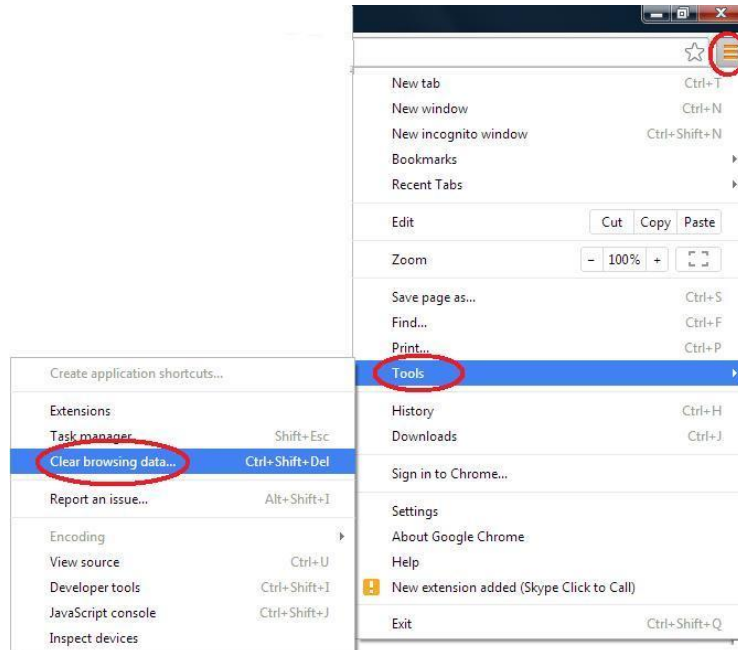


AskAbbyStokes.com

GOOGLE CHROME



- 1) Click on the **three stacked lines** that appear at the top right
- 2) Click on **Tools**
- 3) Click on **Clear Browsing Data**



- 4) Click on the **down arrow**
- 5) Click on **The Beginning of Time**
- 6) Click on **Clear Browsing Data**

Nothing will appear to confirm that your history is cleared. The **Clear Browsing Data** window will simply close when the task is accomplished.

“IS THIS THING ON?”



AskAbbyStokes.com

SAFARI

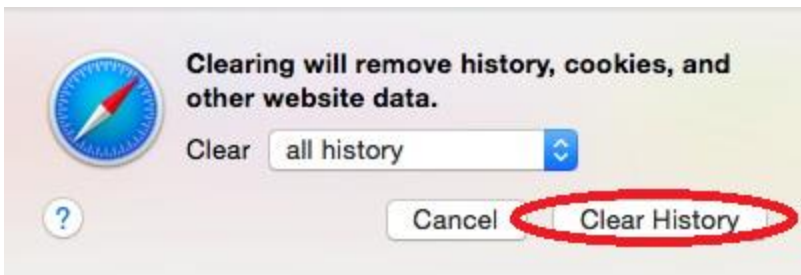


- 1) Click on **Safari** at the top of the window
- 2) Click on **Clear History and Website Data**

- 3) Click on the down arrow and then click on **All History** in the drop menu that opens



- 4) Click on **Clear History**



Nothing will appear to confirm that your history is cleared. The window that was open will simply close.